

Phase II (Small) MS4 Annual Report Form

TPDES General Permit Number **TXR040000**

A. General Information

Authorization Number: **TXR040030**

Reporting Year (year will be either 1, 2, 3, 4, or 5): **5**

Annual Reporting Year Option Selected by MS4:

Calendar Year: _____

Permit Year: _____

Fiscal Year: **X** Last day of fiscal year: (**September 30th**)

Reporting period beginning date: (month/date/year) **10/01/2022**

Reporting period end date: (month/date/year) **9/30/2023**

MS4 Operator Level: **2** Name of MS4: **Orange County**

Contact Name: **Corey Oldbury** Telephone Number: **(409)882-7905**

Mailing Address: **11475-D FM 1442, Orange, TX 77630**

E-mail Address: **coldbury@co.orange.tx.us**

A copy of the annual report was submitted to the TCEQ Region: YES **X** NO _____

Region the annual report was submitted to: TCEQ Region **10**

B. Status of Compliance with the MS4 GP and SWMP

1. Provide information on the status of complying with permit conditions:
(TXR040000 Part IV.B.2)

	Yes	No	Explain
Permittee is currently in compliance with the SWMP as submitted to and approved by the TCEQ.	X		All BMPs and measurable goals have been implemented during the current reporting period.
Permittee is currently in compliance with recordkeeping and reporting requirements.	X		All associated SWMP records and annual reporting requirements have been met for the current permit term.
Permittee meets the eligibility requirements of the permit (e.g., TMDL requirements, Edwards Aquifer limitations, compliance history, etc.).	X		The permittees meet the eligibility requirements established in TPDES General Permit No. TXR040000.
Permittee conducted an annual review of its SWMP in conjunction with preparation of the annual report	X		Annual SWMP review was conducted on 2/16/2023.

2. Provide a general assessment of the appropriateness of the selected BMPs. You may use the table below to meet this requirement (**see Example 1 in instructions**):

MCM(s)	BMP	BMP is appropriate for reducing the discharge of pollutants in stormwater (Answer Yes or No and explain)
1	Flyers and Brochures	Yes, the distribution of flyers and brochures help educate the public on potential stormwater pollutants and provides the details on steps they can take to improve stormwater quality.

1	Education of Children	Yes, the development of materials for children helps educate them on potential stormwater pollutants and provides the details on steps they can take to improve stormwater quality.
1	Education of Construction Site Personnel	Yes, education of construction site personnel helps bring awareness of pollutants associated with construction activities.
1	Public Service Announcements	Yes, public service announcements help educate the public on potential stormwater pollutants and provides the details on steps they can take to improve stormwater quality.
1	SWMP Posting	Yes, making the SWMP available helps educate the public on their local stormwater management program and the associated implementation schedule.
1	Annual Report Posting	Yes, making the Annual Report available helps educate the public on the implementation status of their local stormwater management program.
1	SWMP Review	Yes, reviewing the SWMP annually helps ensure any necessary updates to the SWMP are made.
1	Public Meetings	Yes, public meetings help educate the public about their local stormwater management programs and gives them an opportunity to participate.
1	Stormwater Hotline	Yes, stormwater hotlines provide citizens with a mechanism to report illicit discharges, illegal dumping, spills, etc.
1	SWMP Public Notice	Yes, the public notice process helps educate the public about their local stormwater management programs and gives them an opportunity to participate.
1	Stormwater Quality Website	Yes, the development of a stormwater quality website helps educate the public on potential stormwater pollutants and provides them details on steps they can take to improve stormwater quality.

1	Educational Material Distribution	Yes, the distribution of stormwater quality educational materials at local community organization meetings helps educate the public on potential pollutants and provides them with details on steps they can take to improve stormwater quality.
2	MS4 Outfall Map	Yes, developing and maintaining a MS4 outfall map makes the illicit discharge detection and elimination program more effective.
2	MS4 Outfall Inspections	Yes, inspecting MS4 outfalls helps identify and eliminate illicit discharges.
2	Regulatory Mechanisms	Yes, having regulatory mechanisms/procedures in place helps encourage individuals to comply with stormwater quality regulations.
2	MS4 Field Staff Training	Yes, MS4 field staff training helps educate permittee employees on how to properly identify and eliminate stormwater pollutants.
2	IDDE Procedures	Yes, the development and implementation of IDDE procedures makes the Illicit Discharge program more effective.
2	Public Reporting	Yes, providing the public with instructions on how to properly report potential stormwater quality concerns helps identify and eliminate illicit discharges more effectively.
3	Construction Site Plan Review	Yes, reviewing construction site plans for the inclusion of appropriate structural controls helps reduce the amount of pollutants being discharged from construction sites.

3	Plan Review, Inspection, and Enforcement Procedures	Yes, developing standard operating procedures that address plan review, inspections, and enforcement actions related to permittee owned construction sites helps reduce the amount of pollutants being discharged to the MS4.
3	Construction Site Inspection/Enforcement	Yes, inspecting construction sites for proper installation/maintenance of structural controls helps reduce the amount of pollutants being discharged to the MS4.
3	Regulatory Mechanisms	Yes, referral of stormwater quality issues to adjacent MS4 operators or the TCEQ Regional Office helps reduce the amount of pollutants being discharged from construction activities.
3	Public Reporting	Yes, providing the public with instructions on how to properly report potential stormwater quality concerns helps reduce the amount of pollutants being discharged from construction activities.
3	MS4 Staff Training	Yes, MS4 staff training helps educate permittee employees on how to properly identify and eliminate stormwater pollutants.
4	Development Project Plan Review	Yes, reviewing development plans for the inclusion of appropriate post construction controls helps reduce the amount of pollutants being discharged to the MS4.
4	Regulatory Mechanisms	Yes, referral of stormwater quality issues to adjacent MS4 operators or the TCEQ Regional Office helps reduce the amount of pollutants being discharged to the MS4.
4	Post Construction Control Inspections	Yes, inspecting permittee owned permanent structural controls helps reduce the amount of pollutants being discharged to the MS4.
4	Post Construction Procedures	Yes, developing standard operating procedures that address documentation of enforcement actions and long-term operation/maintenance of post construction stormwater control measures helps reduce the amount of pollutants being discharged to the MS4.

5	MS4 Facility Inventory	Yes, developing an inventory of permittee owned facilities within the urbanized area helps identify potential sources of stormwater pollution.
5	Employee Training Program	Yes, conducting employee training helps educate permittee employees on how to properly identify and eliminate stormwater pollutants.
5	Waste Disposal Procedures	Yes, development of standard operating procedures on the proper disposal of waste helps reduce the amount of floatables and other pollutants being discharged to the storm sewer system.
5	Contractor Oversight Procedures	Yes, the development and implementation of contractor oversight procedures helps reduce the amount of pollutants being discharged by contractors performing maintenance activities on behalf of the permittee.
5	Operation and Maintenance Activities	Yes, maintaining a general pollution prevention plan at each permittee owned facility helps ensure that appropriate BMPs are being implemented to reduce the amount of pollutants being discharged.
5	Facility Inspections	Yes, inspecting permittee owned facilities helps ensure that appropriate BMPs are being implemented to reduce the amount of pollutants being discharged.
5	Litter/Garbage Collection	Yes, conducting litter/garbage collection helps reduce the amount of floatables being discharged to the storm sewer system.
5	Municipal Operation Procedures	Yes, developing standard operating procedures for inspecting/maintaining structural controls at municipal facilities and for employee training helps make permittee employees more aware of pollutants of concern that could be discharged to the storm sewer system.

3. Describe progress towards achieving the goal of reducing the discharge of pollutants to the MEP. If no progress was made or the BMP did not result in a reduction in pollutants, provide an explanation. Use the table below to meet this requirement (**see Example 2 in instructions**):

MCM	BMP	Information Used	Quantity	Units	Does the BMP Demonstrate a Direct Reduction in Pollutants? (Answer Yes or No and explain)
1	Flyers and Brochures	number of materials developed and/or maintained on website	280 stormwater quality brochures, 280 pet waste brochures	materials	No, while the BMP does not result in a direct reduction in pollution, public education is expected to indirectly reduce pollutants by increasing awareness about stormwater quality issues.
1	Education of Children	number of materials developed	100 stormwater coloring books	coloring books	No, while the BMP does not result in a direct reduction in pollution, public education is expected to indirectly reduce pollutants by increasing awareness about stormwater quality issues.
1	Education of Construction Site Personnel	number of educational materials or guidance documents developed and/or maintained on website	1 guidance document/ 280 stormwater quality brochures/ stormwater website	materials	No, while the BMP does not result in a direct reduction in pollution, public education is expected to indirectly reduce pollutants by increasing awareness about stormwater quality issues.
1	Public Service Announcements	number of different PSAs being maintained on the Coalition's stormwater website	4 PSAs on stormwater quality website	materials	No, while the BMP does not result in a direct reduction in pollution, public education is expected to indirectly reduce pollutants by increasing awareness about stormwater quality issues.

1	SWMP Posting	stormwater quality website with SWMP posted	SWMP made available on stormwater quality website	location	No, while the BMP does not result in a direct reduction in pollution, public education is expected to indirectly reduce pollutants by increasing awareness about stormwater quality issues.
1	Stormwater Hotline	number of phone calls received regarding stormwater quality issues	0	phone calls	Yes, receiving and responding to phone calls concerning illicit discharges allows the permittee to make appropriate corrections to the storm sewer system.
2	MS4 Outfall Inspections	percentage of outfalls inspected	approximately 20% of the total outfalls were inspected	percentage	Yes, locating and eliminating illicit discharges represents a direct reduction in pollutants.
2	Regulatory Mechanisms	number of enforcement actions	0	enforcement actions	Yes, implementation of local illicit discharge regulatory mechanisms represents a direct reduction in pollutants.
3	Construction Site Plan Review	number of permits issued	56	permits	Yes, reviewing construction plans the result in the disturbance of greater than or equal to one acre, or are part of a common plan of development or sale ensures that appropriate structural controls are being used to reduce pollution.
3	Construction Site Inspection/ Enforcement	number of inspections	142	inspections	Yes, inspecting construction sites ensures that appropriate controls are in place and functioning properly to reduce pollution.
3	Regulatory Mechanisms	number of enforcement actions	(53) 48-hour notices	enforcement actions	Yes, implementation of local regulatory mechanisms represents a direct reduction in pollutants.

4	Development Project Plan Review	number of plans reviewed	63	plans	Yes, reviewing construction plans ensures that appropriate post construction controls are being used to reduce pollution.
4	Regulatory Mechanisms	number of enforcement actions	0	enforcement actions	Yes, implementation of local regulatory mechanisms represents a direct reduction in pollutants.
5	Litter/Garbage Collection	estimated volume of litter/garbage collected	54,099.96	tons	Yes, conducting litter/garbage collection reduces the amount of floatables and other stormwater pollutants.

4. Provide the measurable goals for each of the MCMs, and an evaluation of the success of the implementation of the measurable goals (**see Example 3 in instructions**):

MCM(s)	Measurable Goal(s)	Explain progress toward goal or how goal was achieved. If goal was not accomplished, please explain.
1	Develop or post on the stormwater website at least 2 types of flyers/brochures per year	Goal Met; developed 280 stormwater quality brochures and 280 pet waste brochures. Additionally, all materials are maintained on the stormwater website.
1	Develop at least 1 type of educational material annually for children	Goal Met; developed 100 stormwater coloring books.
1	Make available annually on stormwater website at least 1 guidance document or brochure on construction site runoff issues	Goal Exceeded; guidance document, brochure, and stormwater quality website made available to construction site personnel.
1	Maintain at least 1 PSA on the District's stormwater website annually to educate the public about water quality	Goal Met; 4 PSAs maintained on stormwater quality website.

1	Post a copy of the SWMP on the District's stormwater website no later than 30 days after the TCEQ approval date	Goal Met; SWMP posted on the Coalition's stormwater website at www.txms4.com/orange
1	Annually post a copy of the most recent annual report on the stormwater website no later than 30 days after the due date	Goal Met; annual report for FY 2022 was posted on the stormwater website within 30 days of the due date.
1	Conduct annual review of SWMP and perform any necessary updates	Goal Met; SWMP review conducted on 2/16/2023
1	Conduct at least 1 public involvement session per permit term	Goal Met; virtual public involvement session was conducted from July 1, 2022 – July 31, 2022.
1	Develop or maintain on the stormwater website at least 2 types of materials/media per year that informs the public about reporting stormwater quality concerns	Goal Met; 2 types of brochures and stormwater quality website were made available.
1	Comply with TCEQ public notice requirements for the TXR040000 permit renewal process	Goal Met; TCEQ public notice requirements were met for the current permit term.
1	Maintain and make available annually a stormwater quality website	Goal Met; website updates/maintenance was conducted on 1/11/2023. The stormwater quality website had 105 site visits during the reporting period.

1	Maintain collection of education materials on the stormwater quality website annually for local community organizations to view	Goal Met; a collection of educational materials is kept on the stormwater quality website and available for local community organizations to view at www.txms4.com/orange .
2	Conduct at least 1 map review per permit term	Goal Met; MS4 outfall map review was conducted on 3/13/2023.
2	Inspect 20% of the outfalls within the urbanized area annually	Goal Met; 267 outfalls out of 1,063 were inspected (25%).
2	Maintain ordinances and standard operating procedures in effect annually	Goal Met; zero illicit discharges were identified during the reporting period. However, ordinances and standard operating procedures are in place for reporting/eliminating illicit discharges.
2	Conduct training for at least 80% of the MS4 field staff employees once per permit term	Goal Met; employee training was conducted for at least 80% of the MS4 field staff during the current permit term.
2	Annually conduct 1 review of the standard operating procedures and perform any necessary updates	Goal Met; Annual review of standard operating procedures was conducted on 2/16/2023.
2	Develop/maintain on the stormwater website at least 2 types of media and/or materials annually to help facilitate public reporting of stormwater quality issues	Goal Met; 2 types of brochures and stormwater quality website were made available.

3	Review 100% of construction plans annually that will result in the disturbances of greater than or equal to one acre, or are part of a common plan of development or sale that will result in the disturbance of one or more acres for compliance with local regulations	Goal Met; 56 stormwater permits were issued this reporting period.
3	Annually conduct 1 review of the standard operating procedures and perform any necessary updates	Goal Met; annual review of standard operating procedures was conducted on 2/16/2023.
3	Inspect 50% of applicable construction sites per year, or a minimum of 20 inspections	Goal Met; 100% of the applicable sites were inspected during the reporting period. (a total of 142 inspections were performed)
3	Maintain ordinances and standard operating procedures in effect annually	Goal Met; ordinances and standard operating procedures have been developed and are currently being implemented.
3	Develop/maintain on the stormwater website at least 2 types of media and/or materials annually to help facilitate public reporting of stormwater quality issues	Goal Met; 2 types of brochures and stormwater quality website were made available.
3	Conduct training for at least 80% of the MS4 field staff employees once per permit term	Goal Met; employee training was conducted for at least 80% of the MS4 field staff during the current permit term.

4	Annually review 100% of the submitted development plans for the inclusion of post construction controls	Goal Met; 100% of submitted development plans were reviewed for the inclusion of post construction controls. A total of 60 development plans were reviewed.
4	Maintain ordinances and standard operating procedures in effect annually	Goal Met; ordinances and standard operating procedures have been developed and are currently being implemented.
4	Inspect 100% of permittee owned permanent structural controls at least once per permit term	Goal Met; the permittees do not own any permanent structural controls within the urbanized area.
4	Annually conduct 1 review of the standard operating procedures and perform any necessary updates	Goal Met; annual review of standard operating procedures was conducted on 2/16/2023.
5	Annually maintain an inventory of 100% of the facilities and stormwater controls that the permittee owns and operates within the urbanized area annually	Goal Met; inventory for 100% of the MS4 facilities has been developed and is maintained annually.
5	Conduct training for at least 80% of the MS4 field staff employees once per permit term	Goal Met; employee training was conducted for at least 80% of the MS4 field staff during the current permit term.
5	Annually conduct 1 review of waste disposal standard operating procedures and perform any necessary updates	Goal Met; annual review of standard operating procedures was conducted on 2/16/2023.
5	Annually conduct 1 review of contractor oversight standard operating procedures and perform any necessary updates	Goal Met; annual review of standard operating procedures was conducted on 2/16/2023.

5	Annually conduct 1 review of general pollution prevention plan and perform any necessary updates	Goal Met; annual review of the general pollution prevention plan was conducted on 2/16/2023.
5	Inspect 100% of the permittee owned facilities identified in the MS4 facility inventory once per permit term	Goal Met; 100% of the permittee owned facilities have been inspected during the current permit term.
5	Conduct litter/garbage collection on an annual basis within the regulated area	Goal Met; approximately 54,099.96 tons of litter/garbage was removed and properly disposed of.
5	Annually conducted 1 review of the municipal operation standard operating procedures and perform any necessary updates	Goal Met; Annual review of standard operating procedures was conducted on 2/16/2023.

C. Stormwater Data Summary

Provide a summary of all information used, including any lab results (if sampling was conducted) to assess the success of the SWMP at reducing the discharge of pollutants to the MEP. For example, did the MS4 conduct visual inspections, clean the inlets, look for illicit discharge, clean streets, look for flow during dry weather, etc.?

During the reporting period, the permittees conducted multiple activities to help reduce the discharge of pollutants to the MEP, including but not limited to: outfall inspections, public education, and waste/debris collection. As a result, the permittees inspected approximately 25% of their MS4 to look for flows during dry weather, conducted 142 construction site compliance inspections and collected/properly disposed of approximately 54,099.96 tons of litter/garbage (data for all BMPs implemented during the reporting period to reduce the discharge of pollutants to the MEP is included in Section B.3 of this annual report). After review, the permittees have maintained 100% compliance with the measurable goals and implementation schedule established in their SWMP and believe that the program has been successful at reducing the discharge of pollutants to the MEP.

D. Impaired Waterbodies

1. Identify whether an impaired water within the permitted area was added to the latest EPA-approved 303(d) list or the Texas Integrated Report of Surface Water Quality for CWA Sections 305(b) and 303(d). List any newly-identified impaired waters below by including the name of the water body and the cause of impairment.

No impaired water bodies were added during the reporting period.

2. If applicable, explain below any activities taken to address the discharge to impaired waterbodies, including any sampling results and a summary of the small MS4's BMPs used to address the pollutant of concern.

The permittees have referred to the CWA 303(d) list and existing TMDL Implementation Plans and determined that they are a potential source of the pollutant(s) of concern (with the exception of PCBs in edible tissue) being discharged to Cow Bayou Tidal (stream segment No. 0511), Coon Bayou (stream segment No. 0511B), Adams Bayou (stream segment No. 0508A), Adams Bayou Tidal (stream segment No. 0508), Hudson Gully (stream segment No. 0508C), Gum Gully (stream segment No. 0508B), Sabine River (stream segment No. 0501), Neches River Tidal (stream segment No. 0601), Cow Bayou (stream segment No. 0511A), Terry Gully (stream segment No. 0511E), and Little Cypress Bayou (stream segment No. 0501B). Appropriate focused BMPs and corresponding measurable goals have been developed to reduce the discharge of the pollutant(s) of concern that contribute to the impairment of the water body. The focused BMPs include activities related to TMDL I-Plans, sanitary sewer systems, on-site sewer facilities, oil and grease trap ordinances, MS4 outfall inspections, public reporting, pet waste management, and residential education programs.

Our research indicates that PCBs in edible tissue is a legacy pollutant and the permittees are not considered a potential source. Therefore, no additional focused BMPs were developed to target that pollutant.

3. Describe the implementation of targeted controls if the small MS4 discharges to an impaired water body with an approved TMDL.

The permittees are implementing the targeted BMPs and associated measurable goals as outlined in their stormwater management program. During the reporting period, approximately 25% of the identified outfalls were inspected to identify illicit discharges and public education materials were developed to bring awareness about bacteria sources such as pet waste and septic systems. All focused BMPs related to public reporting and residential education are fully implemented. The assessment of progress towards the identified benchmarks will be conducted by the evaluation of program implementation measures.

4. Report the benchmark identified by the MS4 and assessment activities:

Benchmark Parameter <i>(Ex: Total Suspended Solids)</i>	Benchmark Value	Description of additional sampling or other assessment activities	Year(s) conducted
Stream Segment No. – 0511 (1)Bacteria (2)Dissolved Oxygen (3)pH	(1)1882 Billion CFU/day (2)(3) 413 cBOD lbs/day (2)(3)71.4 NH ₃ N lbs/day	20% of the identified outfalls were inspected to identify illicit discharges	Permit Year 1 Permit Year 2 Permit Year 3 Permit Year 4 Permit Year 5
Stream Segment No. – 0511B (1)Bacteria (2)Dissolved Oxygen	(1)41 Billion CFU/day (2)82 cBOD lbs/day (2)9 NH ₃ N lbs/day	20% of the identified outfalls were inspected to identify illicit discharges	Permit Year 1 Permit Year 2 Permit Year 3 Permit Year 4 Permit Year 5
Stream Segment No. – 0508 A (1)Bacteria (2)Dissolved Oxygen	(1)81 Billion CFU/day (2)67cBOD lbs/day 9.8 (2)9.8 NH ₃ N lbs/day	20% of the identified outfalls were inspected to identify illicit discharges	Permit Year 1 Permit Year 2 Permit Year 3 Permit Year 4 Permit Year 5
Stream Segment No. – 0508 (1)Bacteria (2)Dissolved Oxygen	(1)49 Billion CFU/day (2)36.2 cBOD lbs/day (2)3 NH ₃ N lbs/day	20% of the identified outfalls were inspected to identify illicit discharges	Permit Year 1 Permit Year 2 Permit Year 3 Permit Year 4 Permit Year 5
Stream Segment No. – 0508C (1)Bacteria (2)Dissolved Oxygen	(1)35 Billion CFU/day (2)6.3 cBOD lbs/day (2)1.8 NH ₃ N lbs/day	20% of the identified outfalls were inspected to identify illicit discharges	Permit Year 1 Permit Year 2 Permit Year 3 Permit Year 4 Permit Year 5
Stream Segment No. – 0508B (1)Bacteria (2)Dissolved Oxygen	(1)20 Billion CFU/day (2)18 cBOD lbs/day (2)2.3 NH ₃ N lbs/day	20% of the identified outfalls were inspected to identify illicit discharges	Permit Year 1 Permit Year 2 Permit Year 3 Permit Year 4 Permit Year 5

Stream Segment No. – 0511A (1)Bacteria (2)Dissolved Oxygen	(1)N/A (2)410 cBOD lbs/day (2)48 NH ₃ N lbs/day	20% of the identified outfalls were inspected to identify illicit discharges	Permit Year 1 Permit Year 2 Permit Year 3 Permit Year 4 Permit Year 5
Stream Segment No. – 0511E Bacteria	1000 Billion CFU/day	20% of the identified outfalls were inspected to identify illicit discharges	Permit Year 1 Permit Year 2 Permit Year 3 Permit Year 4 Permit Year 5

The permittees assess progress in achieving benchmarks and determining the effectiveness of BMPs by evaluating program implementation measures. The following indicators are utilized to assess progress towards the benchmark(s): the number of illicit discharge sources identified or eliminated, number of public education materials developed, and results of outfall inspection activities. As a result of implementing the focused BMPs, the permittees have inspected approximately 25% of their outfalls and made multiple forms of public education materials available that address bacteria sources. After review, the permittees have maintained 100% compliance with the measurable goals and implementation schedule established in their SWMP and believe the continued implementation of these focused BMPs will continue to make progress towards the desired benchmark values.

5. Provide an analysis of how the selected BMPs will be effective in contributing to achieving the benchmark:

Benchmark Parameter	Selected BMP	Contribution to achieving Benchmark
Bacteria; Dissolved Oxygen; Ph	TMDL I-Plans	Compliance with existing TMDL I-Plans will reduce the amount of illicit discharges
Bacteria; Dissolved Oxygen; Ph	Public Reporting	Development of public education materials which raise awareness of stormwater quality and encourage public reporting will increase the effectiveness of the program
Bacteria; Dissolved Oxygen; Ph	Failing On-Site Sewer Systems	Identification of failing on-site sewer systems will directly reduce the amount of illicit discharges to the MS4

Bacteria; Dissolved Oxygen; Ph	Maintenance of On-Site Sewer Systems	Maintenance of on-site sewer systems ensure proper operation of the system and will help reduce the potential for illicit discharges
Bacteria; Dissolved Oxygen; Ph	Outfall Inspections	Conducting outfall inspections will enable the permittee to identify and eliminate illicit discharges
Bacteria; Dissolved Oxygen; Ph	Pet Waste Management	Promoting proper pet waste management through the development of educational materials will raise awareness on the impacts pet waste has on water quality
Bacteria; Dissolved Oxygen; Ph	Residential Education	Development of public education materials which raise awareness of stormwater quality and encourage public reporting will increase the effectiveness of the program
Bacteria; Dissolved Oxygen; Ph	Sanitary Sewer Capital Improvement Projects	Conducting sanitary sewer capital improvement projects help the permittee to identify and eliminate illicit discharges

6. If applicable, report on focused BMPs to address impairment for bacteria:

<p align="center">Description of bacteria-focused BMP</p>	<p align="center">Comments/Discussion</p>
<p>Outfall Inspections: Utilize reports from MS4 field staff, citizens, and annual outfall inspections to identify illicit discharges and illegal dumping sites.</p>	<p>25% of identified outfalls inspected during reporting period.</p>
<p>Public Reporting: Develop educational materials and website content focused on the identification and public reporting of sanitary sewer overflows, failing on-site sewer systems, illicit discharges, and illegal dumping.</p>	<p>2 brochures and a stormwater quality website that help facilitate public reporting of the pollutant(s) of concern were developed and made available.</p>
<p>Pet Waste Management: Develop media to facilitate and promote proper pet waste management practices. Educational material options include flyers, brochures, and/or websites.</p>	<p>Brochure promoting proper pet waste management was developed and made available.</p>
<p>Residential Education: Develop media to facilitate public education for bacterial sources including residential sources, pet waste, proper disposal of fats, oils and greases, and decorative ponds. Educational material options include brochures, flyers, and/or websites.</p>	<p>2 brochures, 1 flyer, and a stormwater quality website were developed and made available.</p>
<p>TMDL I-Plans: Comply with existing implementation plans for discharges to impaired water bodies for which there is a TCEQ and EPA approved TMDL.</p>	<p>TMDL compliance evaluation was conducted on 8/29/2022.</p>
<p>Failing On-Site Sewer Systems: Identify failing on-site sewer systems through citizen complaints and/or visual inspections conducted of the storm sewer system. Identified discharges from failing on-site sewer systems will be addressed as illicit discharges to the MS4 and enforcement actions will be implemented based on the permittee's legal authority.</p>	<p>267 outfalls out of 1,063 were inspected (25%). Zero illicit discharges were identified from failing on-site sewer systems during the current reporting period</p>
<p>Maintenance of On-Site Sewer Systems: Develop media to facilitate proper maintenance of on-site sewer systems. Educational material options include brochures, flyers, and/or websites.</p>	<p>1 brochure, 1 flyer, and a stormwater quality website were developed and made available.</p>

<p>Sanitary Sewer Capital Improvement Projects: Document and report on sanitary sewer system capital improvement projects that result in the reduction of sanitary sewer overflows, lift station improvements, and/or a reduction in the magnitude of stormwater inflow and infiltration into the sanitary sewer system.</p>	<p>Zero sanitary sewer capital improvement projects took place during the reporting period.</p>
---	---

7. Assess the progress to determine BMP's effectiveness in achieving the benchmark.

Benchmark Indicator	Description/Comments
<p>Number of sources identified or eliminated</p>	<p>Outfall inspections were conducted on approximately 20% of the identified outfalls; there were 0 illicit discharges identified during the reporting period.</p>
<p>Number of education materials developed</p>	<p>2 types of brochures, 1 flyer, and a stormwater quality website that address bacteria sources were developed and made available</p>

The permittees assess progress in achieving benchmarks and determining the effectiveness of BMPs by evaluating program implementation measures. The following indicators are utilized to assess progress towards the benchmark(s): the number of illicit discharge sources identified or eliminated, number of public education materials developed, number of sanitary sewer improvement projects, and results of outfall inspection activities. After review, the permittees have maintained 100% compliance with the measurable goals and implementation schedule established in their SWMP and believe the continued implementation of these focused BMPs will continue to make progress towards the desired benchmark value.

E. Stormwater Activities

Describe activities planned for the next reporting year:

MCM(s)	BMP	Stormwater Activity	Description/Comments
1	Flyers and Brochures	Develop or maintain on the stormwater website at least 2 types of flyers/brochures per year	Development of flyers and brochures for the purpose of educating the public on stormwater impacts and ways they can minimize stormwater pollution.
1	Education of Children	Develop at least 1 type of educational material annually for children	Development of educational materials for school age children in order to foster a respect for water quality at an early age.
1	Education of Construction Site Personnel	Make available annually on stormwater website at least 1 guidance document or brochure on construction site runoff issues	Development of guidance materials for construction site personnel on the proper installation and maintenance of erosion and sediment controls.
1	Public Service Announcements	Maintain at least 1 PSA on the Coalition's stormwater website annually to educate the public about water quality	Utilize PSAs on the Coalition's stormwater website to educate the public on the impacts of stormwater pollution and steps they can take to improve water quality.
1	SWMP Posting	Post a copy of the SWMP on the Coalition's stormwater website no later than 30 days after the TCEQ approval date	Post a copy of the SWMP on the Coalition's stormwater quality website for the public to review.

1	Annual Report Posting	Annually post a copy of the most recent annual report on the stormwater website no later than 30 days after the due date	Post a copy of each year's annual report on the Coalition's stormwater quality website for the public to review.
1	SWMP Review	Conduct annual review of SWMP and perform any necessary updates	Conduct an annual review of the Coalition's stormwater management program and perform any necessary updates.
1	Stormwater Hotline	Develop or maintain on the stormwater website at least 2 types of materials/media per year that informs the public about reporting stormwater quality concerns	Advertise appropriate phone numbers for citizens to participate in the implementation of control measures by reporting illicit discharges, illegal dumping, spills, and construction site discharge issues.
1	SWMP Public Notice	Comply with TCEQ public notice requirements for the TXR040000 permit renewal process	The Coalition will adhere to all state and local public notice requirements during the TXR040000 permit renewal process.
1	Stormwater Quality Website	Maintain and make available annually a stormwater quality website	Develop and maintain a stormwater quality website to ensure that the public can easily find information about the SWMP and inform citizens about steps they can take to improve water quality.
1	Educational Material Distribution	Maintain collection of education materials on the stormwater quality website annually for local community organizations to view	Provide local community organizations with the opportunity to assist in the distribution of stormwater quality educational materials by providing them with materials for distribution at their meetings, when requested. All educational materials will be included on the stormwater quality website for viewing by the public.

2	MS4 Outfall Inspections	Inspect 20% of the outfalls within the urbanized area annually	Conduct inspections of all outfalls in the urbanized area (once per permit term) in order to identify and reduce the presence of illicit discharges to the MS4.
2	Regulatory Mechanisms	Maintain ordinances and standard operating procedures in effect annually	Enforce local regulatory mechanisms prohibiting illicit non-stormwater discharges from being discharged into the Coalition's MS4. Within two years from the permit effective date, the coalition will review and revise, if needed, its existing regulatory mechanisms to comply with the current permit requirements. Non-traditional MS4s included in the Coalition have standard operating procedures in place for addressing illicit discharges, in lieu of regulatory mechanisms.
2	IDDE Procedures	Annually conduct 1 review of the standard operating procedures and perform any necessary updates	Maintain procedures and all associated records for tracing/removing the source of an illicit discharge, responding to illicit discharges/spills, inspections in response to complaints, and to prevent/correct leaking on-site sewage disposal systems.
2	Public Reporting	Develop/maintain on the stormwater website at least 2 types of media and/or materials annually to help facilitate public reporting of stormwater quality issues	Develop media to facilitate public reporting of illicit discharges. Options include stormwater hotlines, websites, and flyers/brochures.

3	Construction Site Plan Review	Review 100% construction plans annually that will result in the disturbances of greater than or equal to one acre, or are part of a common plan of development or sale that will result in the disturbance of one or more acres for compliance with local regulations	Implement a construction site plan review program that focuses on compliance with the local construction regulations and water quality impacts. Plans must meet the requirements established in Part III.B.3(b)(2) subsections a. through c. of TPDES General Permit TXR040000. For non-traditional MS4s, this BMP is limited to the sites operated by the permittee and located within the urbanized area.
3	Plan Review, Inspection, and Enforcement Procedures	Annually conduct 1 review of the standard operating procedures and perform any necessary updates	Maintain and implement site plan review, inspection, and enforcement procedures for permittee owned projects that describe which plans will be reviewed, when operators may begin construction, soil stabilization requirements, and how inspection/enforcement actions will be conducted.
3	Construction Site Inspection/Enforcement	Inspect 50% of applicable construction sites per year, or a minimum of 20 inspections	Conduct inspections of construction sites and associated control measures and enforce local regulatory mechanisms to the MEP. For non-traditional MS4s, this BMP is limited to the sites operated by the permittee and located within the urbanized area.

3	Regulatory Mechanisms	Maintain ordinances and standard operating procedures in effect annually	Enforce local regulations to address stormwater runoff from construction sites which disturb one acre or more or are part of a common plan of development that disturb greater than or equal to one acre. Within two years from the permit effective date, the coalition will review and revise, if needed, its existing regulatory mechanisms to comply with the current permit requirements. Non-traditional MS4s included in the Coalition have standard operating procedures in place for addressing construction site stormwater runoff, in lieu of regulatory mechanisms.
3	Public Reporting	Develop/maintain on the stormwater website at least 2 types of media and/or materials annually to help facilitate public reporting of stormwater quality issues	Maintain and implement procedures for receipt and consideration of information submitted by the public regarding construction site stormwater runoff.
4	Development Project Plan Review	Annually review 100% of the submitted development plans for the inclusion of post construction controls	Review development plans to ensure compliance with local post construction runoff guidelines and inclusion of appropriate permanent stormwater quality controls.

4	Regulatory Mechanisms	Maintain ordinances and standard operating procedures in effect annually	Enforce local post construction stormwater management regulations to address discharges from new development and redevelopment projects which disturb one acre or more or are part of a common plan of development that disturb greater than or equal to one acre. Within two years from the permit effective date, the coalition will review and revise, if needed, its existing regulatory mechanisms to comply with the current permit requirements. Non-traditional MS4s included in the Coalition have standard operating procedures in place for addressing post construction stormwater discharges, in lieu of regulatory mechanisms.
4	Post Construction Procedures	Annually conduct 1 review of the standard operating procedures and perform any necessary updates	Develop and maintain standard operating procedures to document records of enforcement actions and procedures for ensuring long-term operation/maintenance of post construction stormwater control measures.
5	MS4 Facility Inventory	Annually maintain an inventory of 100% of the facilities and stormwater controls that each permittee owns and operates within the urbanized area	Maintain an inventory of applicable facilities and stormwater controls pursuant to the requirements established in Part III, Section B.5(b)(1) of TPDES General Permit TXR040000, that each permittee owns and operates within the urbanized area.
5	Waste Disposal Procedures	Annually conduct 1 review of the standard operating procedures and perform any necessary updates	Maintain standard operating procedures for the appropriate disposal of waste materials from maintenance activities such as floatable collections, dredge spoils, and/or accumulated sediments.

5	Contractor Oversight Procedures	Annually conduct 1 review of the standard operating procedures and perform any necessary updates	Maintain procedures that contractually require contractors hired by the permittee to perform maintenance activities on permittee-owned facilities to comply with all stormwater control measures, good housekeeping practices, and facility specific stormwater management operating procedures.
5	Operation and Maintenance Activities	Annually conduct 1 review of the general pollution prevention plan and perform any necessary updates	Maintain and implement general pollution prevention plans that identify potential pollutants of concern and address stormwater discharges from permittee operation and maintenance activities, including road and parking lot maintenance, bridge maintenance, cold weather operations, and right-of-way maintenance.
5	Litter/Garbage Collection	Conduct litter/garbage collection on an annual basis within the regulated area	Conduct garbage and/or litter collection to reduce floatable material discharges to the MS4.
5	Municipal Operation Procedures	Annually conduct 1 review of the standard operating procedures and perform any necessary updates	Maintain standard operating procedures for inspecting/maintaining structural controls at municipal facilities and for conducting employee training for staff members involved in implementing pollution prevention/good housekeeping practices.

F. SWMP Modifications

1. The SWMP and MCM implementation procedures are reviewed each year.

Yes No

2. Changes have been made or are proposed to the SWMP since the NOI or the last annual report, including changes in response to TCEQ's review.

Yes No

If "Yes," report on changes made to measurable goals and BMPs: N/A

MCM(s)	Measurable Goal(s) or BMP(s)	Implemented or Proposed Changes (Submit NOC as needed)
<u>N/A</u>	<u>N/A</u>	<u>N/A</u>

Note: If changes include additions or substitutions of BMPs, include a written analysis explaining why the original BMP is ineffective or not feasible, and why the replacement BMP is expected to achieve the goals of the original BMP.

3. Explain additional changes or proposed changes not previously mentioned (i.e. dates, contacts, procedures, annexation of land, etc.). N/A

G. Additional BMPs for TMDLs and I-Plans

Provide a description and schedule for implementation of additional BMPs that may be necessary, based on monitoring results, to ensure compliance with applicable TMDLs and implementation plans. N/A

BMP	Description	Implementation Schedule (start date, etc.)	Status/Completion Date (completed, in progress, not started)
<u>N/A</u>	<u>N/A</u>	<u>N/A</u>	<u>N/A</u>

H. Additional Information

1. Is the permittee relying on another entity to satisfy any permit obligations?

Yes No

If "Yes," provide the name(s) of other entities and an explanation of their responsibilities (add more spaces or pages if needed)

Name and Explanation: **Orange County Drainage District; see explanation below**

Name and Explanation: **City of Vidor; see explanation below**

Name and Explanation: **City of Bridge City; see explanation below**

Name and Explanation: **City of Orange; see explanation below**

Name and Explanation: **City of Pinehurst; see explanation below**

Name and Explanation: **City of West Orange; see explanation below**

All permittees listed in this annual report are participating members in the Orange County Stormwater Quality Coalition and are responsible for the implementation of the programs as indicated in the "MS4 Responsibilities" section of the SWMP. Some of the activities are being conducted as a group, such as the development of public education materials, guidance documents, standard operating procedures, and SWMP meetings.

2.a. Is the permittee part of a group sharing a SWMP with other entities?

Yes No

2.b. If "yes," is this a system-wide annual report including information for all permittees?

Yes No

Authorization Number: **TXR040030** Permittee: **Orange County**

Authorization Number: **TXR040029** Permittee: **Orange County Drainage District**

Authorization Number: **TXR040028** Permittee: **City of Vidor**

Authorization Number: **TXR040429** Permittee: **City of Bridge City**

Authorization Number: **TXR040430** Permittee: **City of Orange**

Authorization Number: **TXR040428** Permittee: **City of Pinehurst**

Authorization Number: **TXR040431** Permittee: **City of West Orange**

I. Construction Activities

1. The number of construction activities that occurred in the jurisdictional area of the MS4 (Large and Small Site Notices submitted by construction site operators):

19

2a. Does the permittee utilize the optional seventh MCM related to construction?

Yes No

2b. If "yes," then provide the following information for this permit year:

The number of municipal construction activities authorized under this general permit	
The total number of acres disturbed for municipal construction projects	N/A


Note: Though the seventh MCM is optional, implementation must be requested on the NOI or on a NOC and approved by the TCEQ.

J. Certification – Orange County

If this is this a system-wide annual report including information for all permittees, each permittee shall sign and certify the annual report in accordance with 30 TAC §305.128 (relating to Signatories to Reports).

I certify under penalty of law that this document and all attachments were prepared under my direction or supervision in accordance with a system designed to assure that qualified personnel properly gathered and evaluated the information submitted. Based on my inquiry of the person or persons who manage the system, or those persons directly responsible for gathering the information, the information submitted is, to the best of my knowledge and belief, true, accurate, and complete. I am aware that there are significant penalties for submitting false information, including the possibility of fine and imprisonment for knowing violations.

Name (printed): Corey Oldbury, PE Title: County Engineer


Signature:  Date: 12/11/23

Name of MS4: **Orange County**

J. Certification – Orange County Drainage District

If this is this a system-wide annual report including information for all permittees, each permittee shall sign and certify the annual report in accordance with 30 TAC §305.128 (relating to Signatories to Reports).

I certify under penalty of law that this document and all attachments were prepared under my direction or supervision in accordance with a system designed to assure that qualified personnel properly gathered and evaluated the information submitted. Based on my inquiry of the person or persons who manage the system, or those persons directly responsible for gathering the information, the information submitted is, to the best of my knowledge and belief, true, accurate, and complete. I am aware that there are significant penalties for submitting false information, including the possibility of fine and imprisonment for knowing violations.

Name (printed): Neal Ford Title: General Manager
Signature:  Date: 11/21/23

Name of MS4: **Orange County Drainage District**

J. Certification – City of Vidor

If this is this a system-wide annual report including information for all permittees, each permittee shall sign and certify the annual report in accordance with 30 TAC §305.128 (relating to Signatories to Reports).


I certify under penalty of law that this document and all attachments were prepared under my direction or supervision in accordance with a system designed to assure that qualified personnel properly gathered and evaluated the information submitted. Based on my inquiry of the person or persons who manage the system, or those persons directly responsible for gathering the information, the information submitted is, to the best of my knowledge and belief, true, accurate, and complete. I am aware that there are significant penalties for submitting false information, including the possibility of fine and imprisonment for knowing violations.

Name (printed): Jean Crowley Title: Code Enforcement
Signature: Jean Crowley Date: 12/12/23
Name of MS4: City of Vidor

J. Certification – City of Bridge City

If this is this a system-wide annual report including information for all permittees, each permittee shall sign and certify the annual report in accordance with 30 TAC §305.128 (relating to Signatories to Reports).

I certify under penalty of law that this document and all attachments were prepared under my direction or supervision in accordance with a system designed to assure that qualified personnel properly gathered and evaluated the information submitted. Based on my inquiry of the person or persons who manage the system, or those persons directly responsible for gathering the information, the information submitted is, to the best of my knowledge and belief, true, accurate, and complete. I am aware that there are significant penalties for submitting false information, including the possibility of fine and imprisonment for knowing violations.


Name (printed): Mike Lund Title: Interim City Manager
Signature:  Date: 11-20-21

Name of MS4: **City of Bridge City**

J. Certification – City of Orange

If this is this a system-wide annual report including information for all permittees, each permittee shall sign and certify the annual report in accordance with 30 TAC §305.128 (relating to Signatories to Reports).

I certify under penalty of law that this document and all attachments were prepared under my direction or supervision in accordance with a system designed to assure that qualified personnel properly gathered and evaluated the information submitted. Based on my inquiry of the person or persons who manage the system, or those persons directly responsible for gathering the information, the information submitted is, to the best of my knowledge and belief, true, accurate, and complete. I am aware that there are significant penalties for submitting false information, including the possibility of fine and imprisonment for knowing violations.

Name (printed): Mike Marcantel Title: Street and Drainage Manager
Signature:  Date: 11-20-23

Name of MS4: **City of Orange**

J. Certification – City of Pinehurst

If this is this a system-wide annual report including information for all permittees, each permittee shall sign and certify the annual report in accordance with 30 TAC §305.128 (relating to Signatories to Reports).

I certify under penalty of law that this document and all attachments were prepared under my direction or supervision in accordance with a system designed to assure that qualified personnel properly gathered and evaluated the information submitted. Based on my inquiry of the person or persons who manage the system, or those persons directly responsible for gathering the information, the information submitted is, to the best of my knowledge and belief, true, accurate, and complete. I am aware that there are significant penalties for submitting false information, including the possibility of fine and imprisonment for knowing violations.

Name (printed): Jerrey Hood Title: City Manager
Signature:  Date: 11-20-2023

Name of MS4: **City of Pinehurst**

J. Certification – City of West Orange

If this is this a system-wide annual report including information for all permittees, each permittee shall sign and certify the annual report in accordance with 30 TAC §305.128 (relating to Signatories to Reports).

I certify under penalty of law that this document and all attachments were prepared under my direction or supervision in accordance with a system designed to assure that qualified personnel properly gathered and evaluated the information submitted. Based on my inquiry of the person or persons who manage the system, or those persons directly responsible for gathering the information, the information submitted is, to the best of my knowledge and belief, true, accurate, and complete. I am aware that there are significant penalties for submitting false information, including the possibility of fine and imprisonment for knowing violations.

Name (printed): JON W. SHERWIN Title: PUBLIC WORKS DIRECTOR

Signature:  Date: 11-17-2023

Name of MS4: **City of West Orange**